

PacketCable™ 1.5 Specifications

MIBs Framework Specification

PKT-SP-MIBS1.5-I03-090624

ISSUED

Notice

This PacketCable specification is the result of a cooperative effort undertaken at the direction of Cable Television Laboratories, Inc. for the benefit of the cable industry and its customers. This document may contain references to other documents not owned or controlled by CableLabs. Use and understanding of this document may require access to such other documents. Designing, manufacturing, distributing, using, selling, or servicing products, or providing services, based on this document may require intellectual property licenses from third parties for technology referenced in this document.

Neither CableLabs nor any member company is responsible to any party for any liability of any nature whatsoever resulting from or arising out of use or reliance upon this document, or any document referenced herein. This document is furnished on an "AS IS" basis and neither CableLabs nor its members provides any representation or warranty, express or implied, regarding the accuracy, completeness, noninfringement, or fitness for a particular purpose of this document, or any document referenced herein.

© Copyright 2004-2009 Cable Television Laboratories, Inc.
All rights reserved.

Document Status Sheet

Document Control Number:	PKT-SP-MIBS1.5-I03-090624			
Document Title:	MIBs Framework Specification			
Revision History:	I01 - Issued January 28, 2005 I02 - Issued April 12, 2007. I03 - Issued June 24, 2009			
Date:	June 24, 2009			
Status:	Work in Progress	Draft	Issued	Closed
Distribution Restrictions:	Author Only	CL/Member	CL/ PacketCable/ Vendor	Public

Key to Document Status Codes:

Work in Progress	An incomplete document designed to guide discussion and generate feedback, which may include several alternative requirements for consideration.
Draft	A document in specification format considered largely complete, but lacking reviews by Members and vendors. Drafts are susceptible to substantial change during the review process.
Issued	A stable document, which has undergone rigorous member and vendor review and is suitable for product design and development, cross-vendor interoperability, and for certification testing.
Closed	A static document, reviewed, tested, validated, and closed to further engineering change requests to the specification through CableLabs.

Trademarks:

CableLabs®, DOCSIS®, EuroDOCSIS™, eDOCSIS™, M-CMTS™, PacketCable™, EuroPacketCable™, PCMM™, CableHome®, CableOffice™, OpenCable™, OCAP™, CableCARD™, M-Card™, DCAS™, tru2way™, and CablePC™ are trademarks of Cable Television Laboratories, Inc.

Contents

1 INTRODUCTION	1
1.1 Purpose	1
1.2 Specification Language	2
2 REFERENCES	3
2.1 Normative	3
2.2 Informative	3
2.3 Reference Acquisition.....	4
3 TERMS AND DEFINITIONS.....	5
4 ABBREVIATIONS	9
5 OVERVIEW	16
5.1 PacketCable Reference Architecture	16
5.2 General Requirements	16
5.2.1 Provisioning and Network Management Service Provider	17
5.2.2 Support for Embedded MTAs	17
5.2.3 SNMP Considerations.....	18
5.3 Functional Requirements	21
5.3.1 PacketCable Device Provisioning.....	21
5.3.2 Security	21
5.3.3 Voice interfaces	21
5.3.4 PacketCable Voice Call Signaling	21
5.3.5 Media Packet Transport.....	21
5.3.6 Fault Management	21
5.3.7 Performance Management	21
5.3.8 Event Management.....	22
6 MIB MODULES AVAILABLE IN A PACKETCABLE NETWORK	23
6.1 DOCSIS MIB Modules.....	23
6.2 IF MIB	23
6.3 MIB II	23
6.3.1 sysDescr Requirements.....	24
6.3.2 sysObjectID Requirements	24
6.3.3 "iftable" Requirements	24
6.4 PacketCable SIGNALING MIB.....	26
6.4.1 MTA SIGNALING MIB general configuration information.....	26
6.4.2 MTA NCS MIB per endpoint data	26

6.5 PacketCable MTA MIB module	26
6.6 Event Management MIB	26
6.7 SNMP MIB	27
6.8 PacketCable Extension MIB	27
6.8.1 MTA MIB Extension:	27
6.8.2 Signaling MIB Extension	27
6.9 eDOCSIS eSAFE MIB	27
6.10 Battery Backup UPS MIB	27
7 PACKETCABLE MIB MODULE IMPLEMENTATION	28
7.1 MTA components	28
7.2 MIB Layering	28
APPENDIX A. ACKNOWLEDGEMENTS	30
APPENDIX B. REVISION HISTORY	31

List of Figures

Figure 1. PacketCable Reference Architecture.....	16
Figure 2. Partitioning of Management Domains.....	17
Figure 3. Embedded and Standalone MTA implementations.....	18
Figure 4. E-MTA Components	28
Figure 5. MIB Layering Model	29

List of Tables

Table 1. Functional MIB Areas.....	1
Table 2. MIB modules implemented by the eMTA component of the E-MTA	23
Table 3. RFC 2863 ifTable, MIB-Object Details for E-MTA Device Interfaces.....	25
Table 4. RFC 2011 ipNetToMedia MIB-Object Details for E-MTA Device Interfaces	25
Table 5. ipNetToPhysicalTable MIB Object Details	26

1 INTRODUCTION

1.1 Purpose

This specification describes the framework in which PacketCable™ 1.5 MIB (Management Information Base) modules are described. It provides information on the management requirements of PacketCable compliant devices and functions and how these requirements are supported in the MIB modules. It is intended to support and complement the actual MIB module documents, which are issued separately. There are currently two sets of the MIB modules that describe the Management Information Base for the PacketCable Multimedia Terminal Adapters (MTAs) as per Table 1 below:

- PacketCable MIBs ([11], [12], [13], [14], [33])
- IETF MIBs ([36]), [37], [38]).

The PacketCable 1.5 compliant MTAs **MUST** implement the PacketCable MIBs. The PacketCable 1.5 compliant MTAs **MAY** implement the IETF MIBs.

This document addresses some aspects of the voice communications capabilities of a PacketCable network. The legal/regulatory classification of IP-based voice communications provided over cable networks and otherwise, and the legal/regulatory obligations, if any, borne by providers of such voice communications, are not yet fully defined by appropriate legal and regulatory authorities. Nothing in this specification is addressed to, or intended to affect, those issues. In particular, while this document uses standard terms such as "call," "call signaling," "telephony," etc., it will be evident from this document that while a PacketCable network performs activities analogous to these PSTN functions, the manner by which it does so differs considerably from the manner in which they are performed in the PSTN by telecommunications carriers. These differences may be significant for legal/regulatory purposes.

Table 1. Functional MIB Areas

PacketCable Specification	Phase	PacketCable MIB Modules	IETF MIB Modules
NCS Protocol	1.5	Signaling MIB and Signaling Extension MIB	Signaling MIB
MTA Device Provisioning	1.5	MTA MIB and MTA Extension MIB	MTA MIB
Codec	1.5	Signaling MIB	Signaling MIB
Security	1.5	MTA MIB	MTA MIB
Management Event Mechanism	1.5	Management Event MIB	Management Event MIB

1.2 Specification Language

Throughout this document, the words that are used to define the significance of particular requirements are capitalized. These words are:

"MUST"	This word means that the item is an absolute requirement of this specification.
"MUST NOT"	This phrase means that the item is an absolute prohibition of this specification.
"SHOULD"	This word means that there may exist valid reasons in particular circumstances to ignore this item, but the full implications should be understood and the case carefully weighed before choosing a different course.
"SHOULD NOT"	This phrase means that there may exist valid reasons in particular circumstances when the listed behavior is acceptable or even useful, but the full implications should be understood and the case carefully weighed before implementing any behavior described with this label.
"MAY"	This word means that this item is truly optional. One vendor may choose to include the item because a particular marketplace requires it or because it enhances the product, for example; another vendor may omit the same item.

2 REFERENCES

2.1 Normative

In order to claim compliance with this specification, it is necessary to conform to the following standards and other works as indicated, in addition to the other requirements of this specification. Notwithstanding, intellectual property rights may be required to use or implement such normative references.

- [1] PacketCable 1.5 Architecture Framework, PKT-TR-ARCH1.5-V02-070412, April 12, 2007, Cable Television Laboratories, Inc.
- [2] PacketCable 1.5 MTA Device Provisioning Specification, PKT-SP-PROV1.5-I04-090624, June 24, 2009, Cable Television Laboratories, Inc.
- [3] IETF STD0062, Simple Network Management Protocol Version 3 (SNMPv3), December 2002.
- [4] Data-Over-Cable Service Interface Specifications, DOCSIS 1.1, Operations Support System Interface, SP-OSSIV1.1-C01-050907, September 9, 2007, Cable Television Laboratories, Inc.
- [5] IETF RFC 791/STD0005, Internet Protocol, J. Postel, September 1981.
- [6] IETF RFC 2011, SNMPv2 Management Information Base for the Internet Protocol using SMIV2, K. McCloghrie, November 1996.
- [7] IETF RFC 2863, The Interfaces Group MIB, K. McCloghrie, F. Kastenholz, June 2000.
- [8] Data-Over-Cable Service Interface Specifications, eDOCSIS™ Specification, CM-SP-eDOCSIS-I18-090529, May 29, 2009, Cable Television Laboratories, Inc.
- [9] CableLabs Definition MIB Specification, CL-SP-MIB-CLABDEF-I07-080306, March 6, 2008, Cable Television Laboratories, Inc.
- [10] Data-Over-Cable Service Interface Specifications, DOCSIS 2.0, Operations Support System Interface Specification, SP-OSSIV2.0-C01-081104, November 4, 2008, Cable Television Laboratories, Inc.
- [11] PacketCable 1.5 MTA MIB Specification, PKT-SP-MIB-MTA1.5-I01-050128, January 28, 2005, Cable Television Laboratories, Inc.
- [12] PacketCable 1.5 Signaling MIB Specification, PKT-SP-MIB-SIG1.5-I01-050128, January 28, 2005, Cable Television Laboratories, Inc.
- [13] PacketCable 1.5 MTA Extension MIB Specification, PKT-SP-MIB-EXMTA1.5-I01-050128, January 28, 2005, Cable Television Laboratories, Inc.
- [14] PacketCable 1.5 Signaling Extension MIB Specification, PKT-SP-MIB-EXSIG1.5-I04-090624, June 24, 2009, Cable Television Laboratories, Inc.
- [15] IETF RFC 2013, SNMPv2 MIB for the User Datagram Protocol Using SMIV2.
- [16] IETF RFC 3418, Management Information Base (MIB) for the Simple Network Management Protocol (SNMP).
- [17] CableLabs Specifications, Battery Backup MIB Specification, CL-SP-MIB-BB-I02-070119, January 19, 2007, Cable Television Laboratories, Inc.

2.2 Informative

- [18] Data-Over-Cable Service Interface Specifications, Cable Modem to Customer Premise Equipment Interface Specification (CMCI), SP-CMCI-C01-081104, November 4, 2008, Cable Television Laboratories, Inc.

- [19] PacketCable 1.5 Network-Based Call Signaling Protocol Specification, PKT-SP-NCS1.5-I03-070412, April 12, 2007, Cable Television Laboratories, Inc.
- [20] PacketCable 1.5 Security Specification, PKT-SP-SEC1.5-I03-090624, June 24, 2009, Cable Television Laboratories, Inc.
- [21] PacketCable Dynamic Quality of Service Specification, PKT-SP-DQOS1.5-I04-090624, June 24, 2009, Cable Television Laboratories, Inc.
- [22] IETF RFC 3410, Introduction and Applicability Statements for Internet Standard Management Framework.
- [23] IETF RFC 3411, An Architecture for Describing Simple Network Management Protocol (SNMP).
- [24] IETF RFC 3412, Message Processing and Dispatching for the Simple Network Management Protocol (SNMP).
- [25] IETF RFC 3413/STD0062, Simple Network Management Protocol (SNMP) Applications.
- [26] IETF RFC 3414/STD0062, User-based Security Model (USM) for version 3 of the Simple Network Management Protocol (SNMPv3).
- [27] IETF RFC 3415/STD0062, View-based Access Control Model (VACM) for Simple Network Management Protocol (SNMP).
- [28] IETF RFC 2578/STD0058, Structure of Management Information Version 2 (SMIv2).
- [29] IETF RFC 1493, Definitions of Managed Objects for Bridges.
- [30] IETF RFC 3665, Definitions of Managed Objects for the Ethernet-like Interface Types, September 2003.
- [31] IETF RFC 2959, Real-Time Transport Protocol Management Information Base
- [32] PacketCable 1.5 Audio/Video Codec Specification, PKT-SP-CODEC1.5-I03-090624, June 24, 2009, Cable Television Laboratories, Inc.
- [33] PacketCable 1.5 Management Event MIB Specification, PKT-SP-EVEMIB1.5-I02-050812, August 12, 2005, Cable Television Laboratories, Inc.
- [34] Data-Over-Cable Service Interface Specifications, DOCSIS 3.0, Operations Support System Interface Specification, CM-SP-OSSIV3.0-I09-090529, May 29, 2009, Cable Television Laboratories, Inc
- [35] IETF RFC 4293, Management Information Base for the Internet Protocol (IP), April 2006.
- [36] IETF RFC 4682, Multimedia Terminal Adapter (MTA) Management Information Base for PacketCable- and IPCablecom-Compliant Devices. December 2006.
- [37] IETF RFC 5098, Signaling MIB for PacketCable and IPCablecom Multimedia Terminal Adapters (MTAs). February 2008.
- [38] RFC 5428, Management Event Management Information Base (MIB) for PacketCable- and IPCablecom-Compliant Devices. April 2009.

2.3 Reference Acquisition

- Cable Television Laboratories, Inc., 858 Coal Creek Circle, Louisville, CO 80027; Phone +1-303-661-9100; Fax +1-303-661-9199; Internet: www.packetcable.com/ or www.cablemodem.com.
- IETF RFCs: www.ietf.org/

3 TERMS AND DEFINITIONS

PacketCable specifications use the following terms:

Access Control	Limiting the flow of information from the resources of a system only to authorized persons, programs, processes, or other system resources on a network.
Active	A service flow is said to be "active" when it is permitted to forward data packets. A service flow must first be admitted before it is active.
Admitted	A service flow is said to be "admitted" when the CMTS has reserved resources (e.g., bandwidth) for it on the DOCSIS network.
A-link	A-Links are SS7 links that interconnect STPs and either SSPs or SCPs. 'A' stands for "Access."
Asymmetric Key	An encryption key or a decryption key used in public key cryptography, where encryption and decryption keys are always distinct.
Audio Server	An Audio Server plays informational announcements in PacketCable network. Media announcements are needed for communications that do not complete and to provide enhanced information services to the user. The component parts of Audio Server services are Media Players and Media Player Controllers.
Authentication	The process of verifying the claimed identity of an entity to another entity.
Authenticity	The ability to ensure that the given information is without modification or forgery and was in fact produced by the entity that claims to have given the information.
Authorization	The act of giving access to a service or device if one has permission to have the access.
Cipher	An algorithm that transforms data between plaintext and ciphertext.
Ciphersuite	A set which must contain both an encryption algorithm and a message authentication algorithm (e.g., a MAC or an HMAC). In general, it may also contain a key-management algorithm, which does not apply in the context of PacketCable.
Ciphertext	The (encrypted) message output from a cryptographic algorithm that is in a format that is unintelligible.
Cleartext	The original (unencrypted) state of a message or data. Also called plaintext.
Confidentiality	A way to ensure that information is not disclosed to anyone other than the intended parties. Information is encrypted to provide confidentiality. Also known as privacy.
Cryptanalysis	The process of recovering the plaintext of a message or the encryption key without access to the key.
Cryptographic algorithm	An algorithm used to transfer text between plaintext and ciphertext.
Decipherment	A procedure applied to ciphertext to translate it into plaintext.
Decryption	A procedure applied to ciphertext to translate it into plaintext.
Decryption key	The key in the cryptographic algorithm to translate the ciphertext to plaintext.
Digital certificate	A binding between an entity's public key and one or more attributes relating to its identity, also known as a public key certificate.

Digital signature	A data value generated by a public-key algorithm based on the contents of a block of data and a private key, yielding an individualized cryptographic checksum.
Downstream	The direction from the headend toward the subscriber location.
Encipherment	A method used to translate plaintext into ciphertext.
Encryption	A method used to translate plaintext into ciphertext.
Encryption Key	The key used in a cryptographic algorithm to translate the plaintext to ciphertext.
Endpoint	A Terminal, Gateway or Multipoint Conference Unit (MCU).
Errored Second	Any 1-second interval containing at least one bit error.
Event Message	A message capturing a single portion of a connection.
F-link	F-Links are SS7 links that directly connect two SS7 end points, such as two SSPs. 'F' stands for "Fully Associated."
Flow [DOCSIS Flow]	(a.k.a. DOCSIS-QoS "service flow") A unidirectional sequence of packets associated with a Service ID (SID) and a QoS. Multiple multimedia streams may be carried in a single DOCSIS Flow.
Flow [IP Flow]	A unidirectional sequence of packets identified by OSI Layer 3 and Layer 4 header information. This information includes source/destination IP addresses, source/destination port numbers, protocol ID. Multiple multimedia streams may be carried in a single IP Flow.
Gateway	Devices bridging between the PacketCable IP Voice Communication world and the PSTN. Examples are the Media Gateway, which provides the bearer circuit interfaces to the PSTN and transcodes the media stream, and the Signaling Gateway, which sends and receives circuit switched network signaling to the edge of the PacketCable network.
H.323	An ITU-T recommendation for transmitting and controlling audio and video information. The H.323 recommendation requires the use of the ITU-T H.225 and ITU-T H.245 protocol for communication control between a "gateway" audio/video endpoint and a "gatekeeper" function.
Header	Protocol control information located at the beginning of a protocol data unit.
Integrity	A way to ensure that information is not modified except by those who are authorized to do so.
IntraLATA	Within a Local Access Transport Area.
Jitter	Variability in the delay of a stream of incoming packets making up a flow such as a voice communication.
Kerberos	A secret-key network authentication protocol that uses a choice of cryptographic algorithms for encryption and a centralized key database for authentication.
Key	A mathematical value input into the selected cryptographic algorithm.
Key Exchange	The swapping of public keys between entities to be used to encrypt communication between the entities.
Key Management	The process of distributing shared symmetric keys needed to run a security protocol.
Key Pair	An associated public and private key where the correspondence between the two are mathematically related, but it is computationally infeasible to derive the private key from the public key.

Keying Material	A set of cryptographic keys and their associated parameters, normally associated with a particular run of a security protocol.
Keyspace	The range of all possible values of the key for a particular cryptographic algorithm.
Latency	The time, expressed in quantity of symbols, taken for a signal element to pass through a device.
Link Encryption	Cryptography applied to data as it travels on data links between the network devices.
Network Layer	Layer 3 in the Open System Interconnection (OSI) architecture that provides network information that is independent from the lower layers.
Network Management	The functions related to the management of data across the network.
Network Management OSS	The functions related to the management of data link layer and physical layer resources and their stations across the data network supported by the hybrid fiber/coax system.
Nonce	A random value used only once that is sent in a communications protocol exchange to prevent replay attacks.
Non-Repudiation	The ability to prevent a sender from denying later that he or she sent a message or performed an action.
Off-Net Call	A communication connecting a PacketCable subscriber out to a user on the PSTN.
On-Net Call	A communication placed by one customer to another customer entirely on the PacketCable Network.
One-way Hash	A hash function that has an insignificant number of collisions upon output.
Plaintext	The original (unencrypted) state of a message or data. Also called cleartext.
Pre-shared Key	A shared secret key passed to both parties in a communication flow, using an unspecified manual or out-of-band mechanism.
Privacy	A way to ensure that information is not disclosed to any one other than the intended parties. Information is usually encrypted to provide confidentiality. Also known as confidentiality.
Private Key	The key used in public key cryptography that belongs to an individual entity and must be kept secret.
Proxy	A facility that indirectly provides some service or acts as a representative in delivering information, thereby eliminating the need for a host to support the service.
Public Key	The key used in public key cryptography that belongs to an individual entity and is distributed publicly. Other entities use this key to encrypt data to be sent to the owner of the key.
Public Key Certificate	A binding between an entity's public key and one or more attributes relating to its identity, also known as a digital certificate.
Public Key Cryptography	A procedure that uses a pair of keys, a public key and a private key, for encryption and decryption, also known as an asymmetric algorithm. A user's public key is publicly available for others to use to send a message to the owner of the key. A user's private key is kept secret and is the only key that can decrypt messages sent encrypted by the user's public key.
Root Private Key	The private signing key of the highest-level Certification Authority. It is normally used to sign public key certificates for lower-level Certification Authorities or other entities.

Root Public Key	The public key of the highest level Certification Authority, normally used to verify digital signatures generated with the corresponding root private key.
Secret Key	The cryptographic key used in a symmetric key algorithm, which results in the secrecy of the encrypted data depending solely upon keeping the key a secret, also known as a symmetric key.
Session Key	A cryptographic key intended to encrypt data for a limited period of time, typically between a pair of entities.
Signed and Sealed	An "envelope" of information which has been signed with a digital signature and sealed using encryption.
Subflow	A unidirectional flow of IP packets characterized by a single source and destination IP address and single source and destination UDP/TCP port.
Symmetric Key	The cryptographic key used in a symmetric key algorithm, which results in the secrecy of the encrypted data depending solely upon keeping the key a secret, also known as a secret key.
Systems Management	Functions in the application layer related to the management of various Open Systems Interconnection (OSI) resources and their status across all layers of the OSI architecture.
Transit Delays	The time difference between the instant at which the first bit of a Protocol Data Unit (PDU) crosses one designated boundary, and the instant at which the last bit of the same PDU crosses a second designated boundary.
Trunk	An analog or digital connection from a circuit switch that carries user media content and may carry voice signaling (M_F , R_2 , etc.).
Tunnel Mode	An IPsec (ESP or AH) mode that is applied to an IP tunnel, where an outer IP packet header (of an intermediate destination) is added on top of the original, inner IP header. In this case, the ESP or AH transform treats the inner IP header as if it were part of the packet payload. When the packet reaches the intermediate destination, the tunnel terminates and both the outer IP packet header and the IPsec ESP or AH transform are taken out.
Upstream	The direction from the subscriber location toward the headend.
X.509 certificate	A public key certificate specification developed as part of the ITU-T X.500 standards directory

4 ABBREVIATIONS

PacketCable specifications use the following abbreviations.

AAA	Authentication, Authorization and Accounting.
AES	Advanced Encryption Standard. A block cipher, used to encrypt the media traffic in PacketCable.
AF	Assured Forwarding. This is a DiffServ Per Hop Behavior.
AH	Authentication header. An IPsec security protocol that provides message integrity for complete IP packets, including the IP header.
AMA	Automated Message Accounting. A standard form of call detail records (CDRs) developed and administered by Bellcore (now Telcordia Technologies).
ASD	Application-Specific Data. A field in some Kerberos key management messages that carries information specific to the security protocol for which the keys are being negotiated.
AT	Access Tandem.
ATM	Asynchronous Transfer Mode. A protocol for the transmission of a variety of digital signals using uniform 53-byte cells.
BAF	Bellcore AMA Format, also known as AMA.
BCID	Billing Correlation ID.
BPI+	Baseline Privacy Plus Interface Specification. The security portion of the DOCSIS 1.1 standard that runs on the MAC layer.
CA	Certification Authority. A trusted organization that accepts certificate applications from entities, authenticates applications, issues certificates and maintains status information about certificates.
CA	Call Agent. The part of the CMS that maintains the communication state, and controls the line side of the communication.
CBC	Cipher Block Chaining mode. An option in block ciphers that combine (XOR) the previous block of ciphertext with the current block of plaintext before encrypting that block of the message.
CBR	Constant Bit Rate.
CDR	Call Detail Record. A single CDR is generated at the end of each billable activity. A single billable activity may also generate multiple CDRs.
CIC	Circuit Identification Code. In ANSI SS7, a two-octet number that uniquely identifies a DSO circuit within the scope of a single SS7 Point Code.
CID	Circuit ID (Pronounced "kid"). This uniquely identifies an ISUP DSO circuit on a Media Gateway. It is a combination of the circuit's SS7 gateway point code and Circuit Identification Code (CIC). The SS7 DPC is associated with the Signaling Gateway that has domain over the circuit in question.
CIF	Common Intermediate Format.
CIR	Committed Information Rate.
CM	DOCSIS Cable Modem.
CMS	Cryptographic Message Syntax.
CMS	Call Management Server. Controls the audio connections. Also called a Call Agent in MGCP/SGCP terminology. This is one example of an Application Server.

CMTS	Cable Modem Termination System. The device at a cable headend which implements the DOCSIS RFI MAC protocol and connects to CMs over an HFC network.
CMSS	Call Management Server Signaling.
Codec	COder-DECoder.
COPS	Common Open Policy Service protocol. Defined in RFC2748.
CoS	Class of Service. The type 4 tuple of a DOCSIS configuration file.
CRCX	Create Connection.
CSR	Customer Service Representative.
DA	Directory Assistance.
DE	Default. This is a DiffServ Per Hop Behavior.
DES	Data Encryption Standard.
DF	Delivery Function.
DHCP	Dynamic Host Configuration Protocol.
DHCP-D	DHCP Default. Network Provider DHCP Server.
DNS	Domain Name Service.
DOCSIS®	Data-Over-Cable Service Interface Specifications.
DPC	Destination Point Code. In ANSI SS7, a 3-octet number which uniquely identifies an SS7 Signaling Point, either an SSP, STP, or SCP.
DQoS	Dynamic Quality-of-Service. Assigned on the fly for each communication depending on the QoS requested.
DSA	Dynamic Service Add.
DSC	Dynamic Service Change.
DSCP	DiffServ Code Point. A field in every IP packet that identifies the DiffServ Per Hop Behavior. In IP version 4, the TOS byte is redefined to be the DSCP. In IP version 6, the Traffic Class octet is used as the DSCP.
DTMF	Dual-tone Multi Frequency (tones).
EF	Expedited Forwarding. A DiffServ Per Hop Behavior.
E-MTA	Embedded MTA. A single node that contains both an MTA and a cable modem.
EO	End Office.
ESP	IPsec Encapsulating Security Payload. Protocol that provides both IP packet encryption and optional message integrity, not covering the IP packet header.
ETSI	European Telecommunications Standards Institute.
F-link	F-Links are SS7 links that directly connect two SS7 end points, such as two SSPs. 'F' stands for "Fully Associated."
FEID	Financial Entity ID.
FGD	Feature Group D signaling.
FQDN	Fully Qualified Domain Name. Refer to IETF RFC 2821 for details.
GC	Gate Controller.
GTT	Global Title Translation.
HFC	Hybrid Fiber/Coaxial. An HFC system is a broadband bi-directional shared media transmission system using fiber trunks between the headend and the fiber nodes, and coaxial distribution from the fiber nodes to the customer locations.

HMAC	Hashed Message Authentication Code. A message authentication algorithm, based on either SHA-1 or MD5 hash and defined in IETF RFC 2104.
HTTP	Hypertext Transfer Protocol. Refer to IETF RFC 1945 and RFC 2068.
IANA	Internet Assigned Numbered Authority. See www.ietf.org for details.
IC	Inter-exchange Carrier.
IETF	Internet Engineering Task Force. A body responsible, among other things, for developing standards used on the Internet. See www.ietf.org for details.
IKE	Internet Key Exchange. A key-management mechanism used to negotiate and derive keys for SAs in IPsec.
IKE-	A notation defined to refer to the use of IKE with pre-shared keys for authentication.
IKE+	A notation defined to refer to the use of IKE with X.509 certificates for authentication.
IP	Internet Protocol. An Internet network-layer protocol.
IPsec	Internet Protocol Security. A collection of Internet standards for protecting IP packets with encryption and authentication.
ISDN	Integrated Services Digital Network.
ISTP	Internet Signaling Transport Protocol.
ISUP	ISDN User Part. A protocol within the SS7 suite of protocols that is used for call signaling within an SS7 network.
ITU	International Telecommunication Union.
ITU-T	International Telecommunication Union–Telecommunication Standardization Sector.
IVR	Interactive Voice Response system.
KDC	Key Distribution Center.
LATA	Local Access and Transport Area.
LD	Long Distance.
LIDB	Line Information Database. Contains customer information required for real-time access such as calling card personal identification numbers (PINs) for real-time validation.
LLC	Logical Link Control. The Ethernet Packet header and optional 802.1P tag which may encapsulate an IP packet. A sublayer of the Data Link Layer.
LNP	Local Number Portability. Allows a customer to retain the same number when switching from one local service provider to another.
LSSGR	LATA Switching Systems Generic Requirements.
MAC	Message Authentication Code. A fixed-length data item that is sent together with a message to ensure integrity, also known as a MIC.
MAC	Media Access Control. It is a sublayer of the Data Link Layer. It normally runs directly over the physical layer.
MC	Multipoint Controller.
MCU	Multipoint Conferencing Unit.
MD5	Message Digest 5. A one-way hash algorithm that maps variable length plaintext into fixed-length (16 byte) ciphertext.
MDCP	Media Device Control Protocol. A media gateway control specification submitted to IETF by Lucent. Now called SCTP.
MDCX	Modify Connection.

MDU	Multi-Dwelling Unit. Multiple units within the same physical building. The term is usually associated with high-rise buildings.
MEGACO	Media Gateway Control IETF working group. See www.ietf.org for details.
MF	Multi-Frequency.
MG	Media Gateway. Provides the bearer circuit interfaces to the PSTN and transcodes the media stream.
MGC	Media Gateway Controller. The overall controller function of the PSTN gateway. Receives, controls and mediates call-signaling information between the PacketCable and PSTN.
MGCP	Media Gateway Control Protocol. Protocol follow-on to SGCP. Refer to IETF 2705.
MIB	Management Information Base.
MIC	Message Integrity Code. A fixed-length data item that is sent together with a message to ensure integrity, also known as a Message Authentication Code (MAC).
MMC	Multi-Point Mixing Controller. A conferencing device for mixing media streams of multiple connections.
MSB	Most Significant Bit.
MSO	Multi-System Operator. A cable company that operates many headend locations in several cities.
MSU	Message Signal Unit.
MTA	Multimedia Terminal Adapter. Contains the interface to a physical voice device, a network interface, CODECs, and all signaling and encapsulation functions required for VoIP transport, class features signaling, and QoS signaling.
MTP	The Message Transfer Part. A set of two protocols (MTP 2, MTP 3) within the SS7 suite of protocols that are used to implement physical, data link, and network-level transport facilities within an SS7 network.
MWD	Maximum Waiting Delay.
NANP	North American Numbering Plan.
NANPNAT	North American Numbering Plan Network Address Translation.
NAT Network Layer	Network Address Translation. Layer 3 in the Open System Interconnection (OSI) architecture. This layer provides services to establish a path between open systems.
NCS	Network Call Signaling.
NPA-NXX	Numbering Plan Area (more commonly known as area code) NXX (sometimes called exchange) represents the next three numbers of a traditional phone number. The N can be any number from 2-9 and the Xs can be any number. The combination of a phone number's NPA-NXX will usually indicate the physical location of the call device. The exceptions include toll-free numbers and ported number (see LNP).
NTP	Network Time Protocol. An internet standard used for synchronizing clocks of elements distributed on an IP network.
NTSC	National Television Standards Committee. Defines the analog color television broadcast standard used today in North America.
OID	Object Identification.
OSP	Operator Service Provider.
OSS	Operations Systems Support. The back-office software used for configuration, performance, fault, accounting, and security management.
OSS-D	OSS Default. Network Provider Provisioning Server.

PAL	Phase Alternate Line. The European color television format that evolved from the American NTSC standard.
PCES	PacketCable Electronic Surveillance.
PCM	Pulse Code Modulation. A commonly employed algorithm to digitize an analog signal (such as a human voice) into a digital bit stream using simple analog-to-digital conversion techniques.
PDU	Protocol Data Unit.
PHS	Payload Header Suppression. A DOCSIS technique for compressing the Ethernet, IP, and UDP headers of RTP packets.
PKCROSS	Public-Key Cryptography for Cross-Realm Authentication. Utilizes PKINIT for establishing the inter-realm keys and associated inter-realm policies to be applied in issuing cross-realm service tickets between realms and domains in support of Intradomain and Interdomain CMS-to-CMS signaling (CMSS).
PKCS	Public-Key Cryptography Standards. Published by RSA Data Security Inc. These Standards describe how to use public key cryptography in a reliable, secure and interoperable way.
PKI	Public-Key Infrastructure. A process for issuing public key certificates, which includes standards, Certification Authorities, communication between authorities and protocols for managing certification processes.
PKINIT	Public-Key Cryptography for Initial Authentication. The extension to the Kerberos protocol that provides a method for using public-key cryptography during initial authentication.
PSC	Payload Service Class Table, a MIB table that maps RTP payload Type to a Service Class Name.
PSFR	Provisioned Service Flow Reference. An SFR that appears in the DOCSIS configuration file.
PSTN	Public Switched Telephone Network.
QCIF	Quarter Common Intermediate Format.
QoS	Quality of Service. Guarantees network bandwidth and availability for applications.
RADIUS	Remote Authentication Dial-In User Service. An internet protocol (IETF RFC 2865 and RFC 2866) originally designed for allowing users dial-in access to the internet through remote servers. Its flexible design has allowed it to be extended well beyond its original intended use.
RAS	Registration, Admissions and Status. RAS Channel is an unreliable channel used to convey the RAS messages and bandwidth changes between two H.323 entities.
RC4	Rivest Cipher 4. A variable length stream cipher. Optionally used to encrypt the media traffic in PacketCable.
RFC	Request for Comments. Technical policy documents approved by the IETF which are available on the World Wide Web at http://www.ietf.cnri.reston.va.us/rfc.html .
RFI	The DOCSIS Radio Frequency Interface specification.
RJ-11	Registered Jack-11. A standard 4-pin modular connector commonly used in the United States for connecting a phone unit into a wall jack.
RKS	Record Keeping Server. The device, which collects and correlates the various Event Messages.
RSA	A public-key, or asymmetric, cryptographic algorithm used to provide authentication and encryption services. RSA stands for the three inventors of the algorithm; Rivest, Shamir, Adleman.

RSA Key Pair	A public/private key pair created for use with the RSA cryptographic algorithm.
RTCP	Real-Time Control Protocol.
RTO	Retransmission Timeout.
RTP	Real-time Transport Protocol. A protocol for encapsulating encoded voice and video streams. Refer to IETF RFC 1889.
SA	Security Association. A one-way relationship between sender and receiver offering security services on the communication flow.
SAID	Security Association Identifier. Uniquely identifies SAs in the DOCSIS Baseline Privacy Plus Interface (BPI+) security protocol.
SCCP	Signaling Connection Control Part. A protocol within the SS7 suite of protocols that provides two functions in addition to those provided within MTP. The first function is the ability to address applications within a signaling point. The second function is Global Title Translation.
SCP	Service Control Point. A Signaling Point within the SS7 network, identifiable by a Destination Point Code that provides database services to the network.
SCTP	Stream Control Transmission Protocol.
SDP	Session Description Protocol.
SDU	Service Data Unit. Information delivered as a unit between peer service access points.
SF	Service Flow. A unidirectional flow of packets on the RF interface of a DOCSIS system.
SFID	Service Flow ID. A 32-bit integer assigned by the CMTS to each DOCSIS Service Flow defined within a DOCSIS RF MAC domain. SFIDs are considered to be in either the upstream direction (USFID) or downstream direction (DSFID). Upstream Service Flow IDs and Downstream Service Flow IDs are allocated from the same SFID number space.
SFR	Service Flow Reference. A 16-bit message element used within the DOCSIS TLV parameters of Configuration Files and Dynamic Service messages to temporarily identify a defined Service Flow. The CMTS assigns a permanent SFID to each SFR of a message.
SG	Signaling Gateway. An SG is a signaling agent that receives/sends SCN native signaling at the edge of the IP network. In particular, the SS7 SG function translates variants ISUP and TCAP in an SS7-Internet Gateway to a common version of ISUP and TCAP.
SGCP	Simple Gateway Control Protocol. Earlier draft of MGCP.
SHA – 1	Secure Hash Algorithm 1. A one-way hash algorithm.
SID	Service ID. A 14-bit number assigned by a CMTS to identify an upstream virtual circuit. Each SID separately requests and is granted the right to use upstream bandwidth.
SIP	Session Initiation Protocol. An application-layer control (signaling) protocol for creating, modifying, and terminating sessions with one or more participants.
SIP+	Session Initiation Protocol Plus. An extension to SIP.
S-MTA	Standalone MTA. A single node that contains an MTA and a non-DOCSIS MAC (e.g., ethernet).
SNMP	Simple Network Management Protocol.
SOHO	Small Office/Home Office.

SS7	Signaling System number 7. An architecture and set of protocols for performing out-of-band call signaling with a telephone network.
SSP	Service Switching Point. SSPs are points within the SS7 network that terminate SS7 signaling links and also originate, terminate, or tandem switch calls.
STP	Signal Transfer Point. A node within an SS7 network that routes signaling messages based on their destination address. This is essentially a packet switch for SS7. It may also perform additional routing services such as Global Title Translation.
TCAP	Transaction Capabilities Application Protocol. A protocol within the SS7 stack that is used for performing remote database transactions with a Signaling Control Point.
TCP	Transmission Control Protocol.
TD	Timeout for Disconnect.
TFTP	Trivial File Transfer Protocol.
TFTP-D	Default – Trivial File Transfer Protocol.
TGS	Ticket Granting Server. A sub-system of the KDC used to grant Kerberos tickets.
TGW	Telephony Gateway.
TIPHON	Telecommunications and Internet Protocol Harmonization Over Network.
TLV	Type-Length-Value. A tuple within a DOCSIS configuration file.
TN	Telephone Number.
ToD	Time-of-Day Server.
TOS	Type of Service. An 8-bit field of every IP version 4 packet. In a DiffServ domain, the TOS byte is treated as the DiffServ Code Point, or DSCP.
TSG	Trunk Subgroup.
UDP	User Datagram Protocol. A connectionless protocol built upon Internet Protocol (IP).
VAD	Voice Activity Detection.
VBR	Variable Bit Rate.
VoIP	Voice-over-IP.

5 OVERVIEW

PacketCable MIB modules are designed to provide necessary functionality defined in PacketCable 1.5 specifications. The MIB design follows the same multi-phase schedule as the rest of PacketCable specifications. Table 1 lists PacketCable functional areas that are in scope of PacketCable 1.5. Additionally, in this specification, the term "DOCSIS" is used to refer to DOCSIS version 1.1 or later, unless explicitly specified otherwise.

5.1 PacketCable Reference Architecture

The conceptual diagram for the PacketCable architecture is shown in Figure 1.

Please refer to the architecture document [1] for more detailed information concerning the PacketCable architecture.

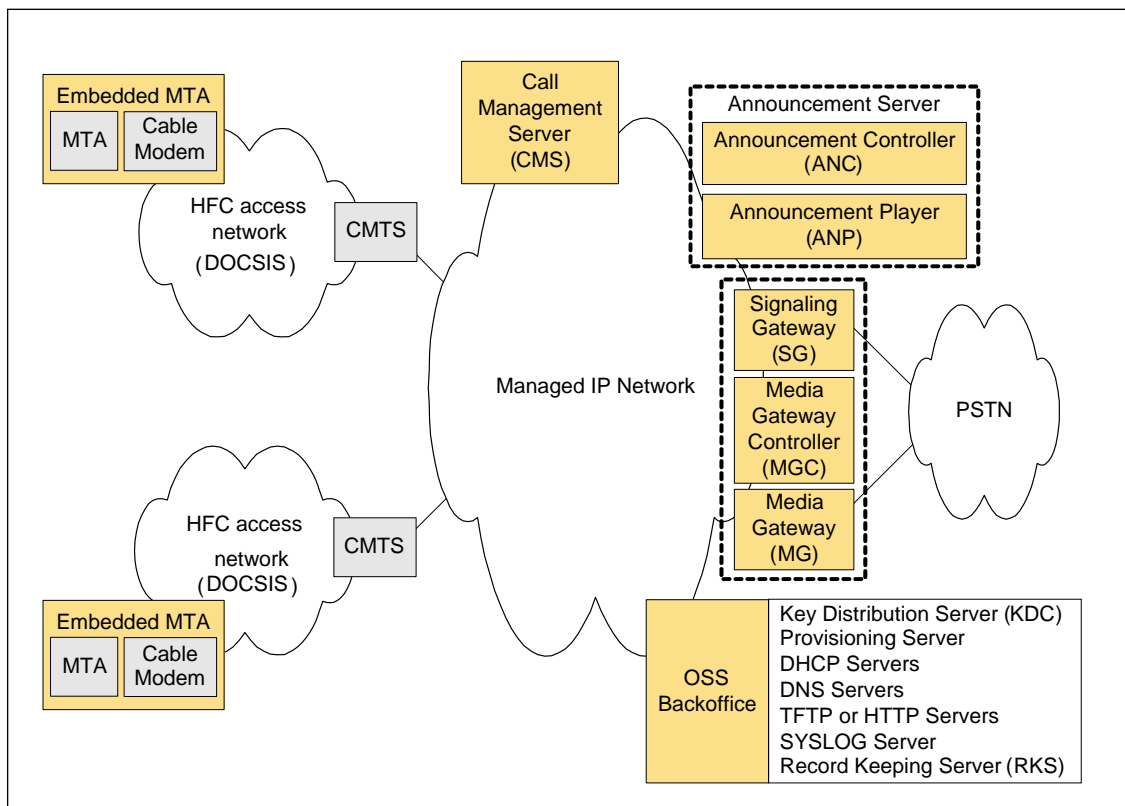


Figure 1. PacketCable Reference Architecture

5.2 General Requirements

The PacketCable MIBs Framework Specification follows the Internet Standard Management Framework described in RFC 3410 [22]. Additionally, the following requirements have been considered in the design of the PacketCable MIB modules.

- PacketCable devices must be compliant with DOCSIS; therefore PacketCable devices MUST support DOCSIS MIBs as defined in Section 6.1 of this document.
- Take a minimalist approach for design of the PacketCable MIB modules, i.e., if other MIB modules define the same functions, then rely on these MIB modules rather than create new ones.

- Organize MIB modules to support Embedded MTA (E-MTA).
- Organize MIB modules so as to allow functional partitioning of DOCSIS (high-speed data) and PacketCable (voice) features.
- DOCSIS within PacketCable applications requires support of SNMPv3 and SNMPv2; therefore PacketCable MIB agents MUST comply with SNMPv3 and SNMPv2.
- PacketCable MIB modules MUST comply with SMIPv2 as defined in IETF STD 58 [28].

In the following sections we will consider some of these requirements in detail.

5.2.1 Provisioning and Network Management Service Provider

A single physical device (e.g., E-MTA) will be completely provisioned and managed by a single business entity. In the case of multiple service providers offering different services on the same device (e.g., data by one provider, voice by another provider), a secondary service provider will act as the "contractor" for the primary provider in the areas of device provisioning and management.

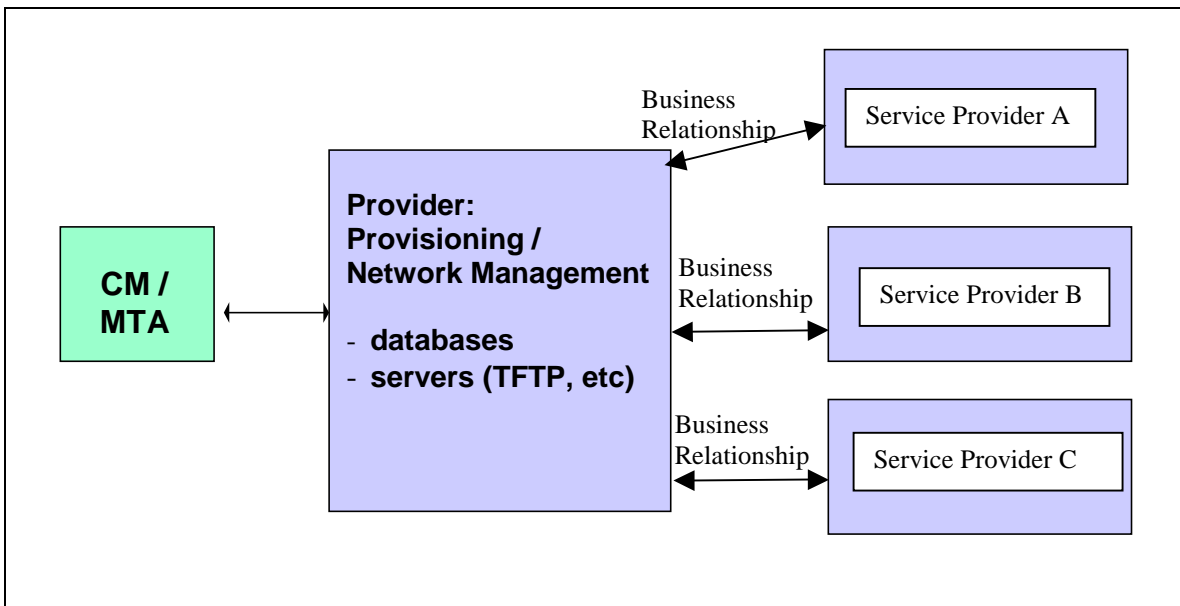


Figure 2. Partitioning of Management Domains

5.2.2 Support for Embedded MTAs

The PacketCable MIB modules include features for E-MTAs. DOCSIS Cable Modems with E-MTAs adhere to the DOCSIS and eDOCSIS specifications MIBs requirements defined in Section 6.1.

Figure 3 describes the possible MIB module implementation for an E-MTA.

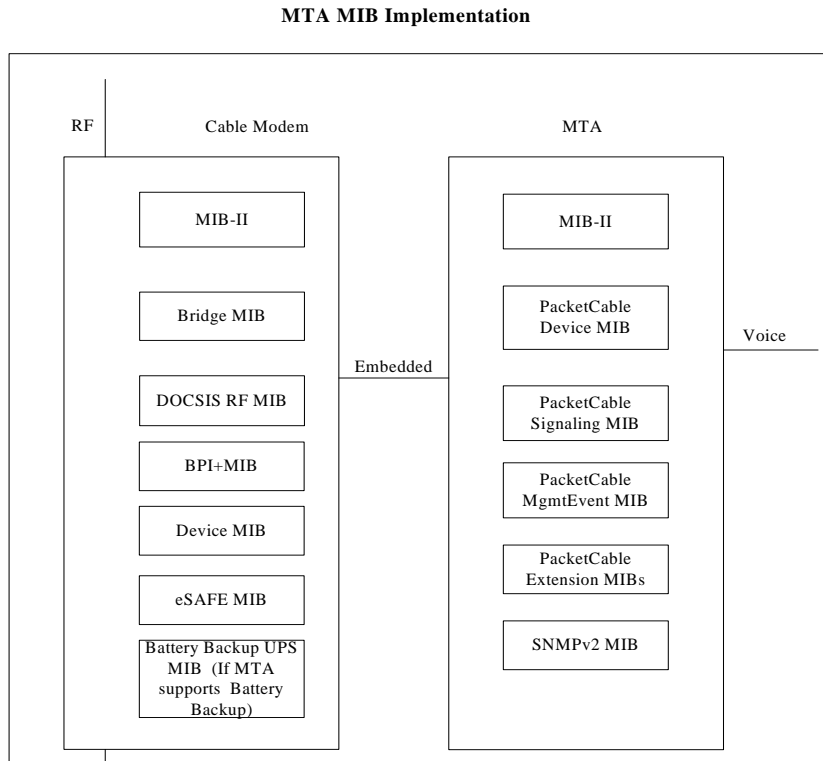


Figure 3. Embedded and Standalone MTA implementations

5.2.3 SNMP Considerations

SNMPv3 provides an extended User Security Model, which implies changes to the way SNMP packets are exchanged between agents and managers. Since MIB modules are used to define the content of the packets, the changes for SNMPv3 do not affect MIB design.

PacketCable MIB modules MUST conform to SMIV2 [28]

The following IETF RFCs provide more information on SNMPv3:

- IETF RFC 3410, Introduction and Applicability Statements for Internet Standard Management Framework [22],
- IETF RFC 3411, An Architecture for Describing Simple Network Management Protocol (SNMP) [23],
- IETF RFC 3412, Message Processing and Dispatching for the Simple Network Management Protocol (SNMP) [24],
- IETF RFC 3413, Simple Network Management Protocol (SNMP) Applications [25],
- IETF RFC 3414, User-based Security Model (USM) for version 3 of the Simple Network Management Protocol (SNMPv3) [26],
- IETF RFC 3415, View-based Access Control Model (VACM) for the Simple Network Management Protocol (SNMP) [27].

5.2.3.1 USM Requirements

The usmUserTable MUST be configured immediately after the AP Reply received from the Provisioning Server with the following entries.

```

usmUserEngineID - the SNMP local engine id
usmUserName - MTA-Prov-xx:xx:xx:xx:xx:xx
usmUserSecurityName - MTA-Prov-xx:xx:xx:xx:xx:xx
usmUserCloneFrom - 0.0
usmUserAuthProtocol - usmHMACMD5AuthProtocol or
                      usmHMACSHAAuthProtocol
usmUserAuthKeyChange - ""
usmUserOwnAuthKeyChange - ""
usmUserPrivProtocol - usmDESPrivProtocol if privacy indicated in AP Reply,
usmNoPrivProtocol if no privacy is indicated in the AP Reply.
UsmUserPrivKeyChange - ""
UsmUserOwnPrivKeyChange - ""
usmUserPublic ""
usmUserStorageType - permanent
usmUserStatus - active

```

The xx:xx:xx:xx:xx:xx in the usmUserName and usmUserSecurityName represents the MAC address of the E-MTA.

Initial authentication and privacy keys for this user are derived from the AP Reply message.

New users MAY be created by cloning as defined in SNMPv3. This MAY be done through the config file, or later through SNMP Set operations.

5.2.3.2 VACM Requirements

The following VACM entries MUST be defined for PacketCable. Other table entries MAY be implemented at vendor or operator discretion.

VACM views MUST be defined for PacketCable as described below.

5.2.3.2.1 VacmSecurityToGroup Table

The following configuration of the vacmSecurityToGroup table provides a read/write/create view.

```

vacmSecurityModel - USM
vacmSecurityName - "MTA-Prov-xx:xx:xx:xx:xx:xx"
vacmGroupName - 'PacketCableFullAccess'
vacmSecurityToGroupStorageType - permanent
vacmSecurityToGroupStatus - active

```

5.2.3.2.2 vacmAccessTable

The vacmAccessTable MUST be configured with the following entries. Other table entries MAY be implemented at vendor or operator discretion.

5.2.3.2.2.1 Full Access

This configuration allows for read access of all MIB modules in the E-MTA, write access to PacketCable MIB modules, and notifications as defined in the PacketCable MIB modules:

```

vacmGroupName - PacketCableFullAccess
vacmAccessContextPrefix - ""
vacmAccessSecurityModel - USM
vacmAccessSecurityLevel - authPriv or authNoPriv, depending on whether
privacy has been specified
vacmAccessContextMatch - exact
vacmAccessReadOnlyViewName - ReadOnlyView
vacmAccessWriteViewName - FullAccessView
vacmAccessNotifyViewName - NotifyView
vacmAccessStorageType - permanent
vacmAccessStatus - active

```

5.2.3.2.3 MIB View Requirements

The FullAccessView MUST consist of the MIB2 system group, the IFMIB, and all PacketCable defined MIB modules. It MAY include vendor defined MIBs, VACM, USM, and Notifications MIB. The following lists the required OIDs:

```

1.3.6.1.2.1.1          /* MIB-II system group MIB tree */
1.3.6.1.2.1.2.2       /* MIB-II IF MIB tree */
1.3.6.1.4.1.4491.2.2  /* PacketCable Project MIB tree */
1.3.6.1.6.3.13        /* NOTIFY MIB tree */
1.3.6.1.6.3.15        /* USM MIB tree */
1.3.6.1.6.3.16        /* VACM MIB tree */

```

The ReadOnlyView MUST consist of the entire MIB tree contained in the MTA, including PacketCable defined MIB modules, and vendor defined MIB modules for PacketCable.

```

1.3.6.1                /* Full Internet MIB Tree*/

```

The NotifyView MUST consist of the MTA MIB tree, MIB-2 System MIB tree and the snmpTrapOID MIB. It MAY include vendor defined MIB modules.

```

1.3.6.1.4.1.4491.2.2.1 /*MTA mib tree*/
1.3.6.1.2.1.1          /* MIB-2 system mib tree */
1.3.6.1.6.3.1.1.4.1.0 /* snmpTrapOID mib*/

```

5.3 Functional Requirements

This section describes management functions that are supported by the PacketCable MIB modules.

5.3.1 PacketCable Device Provisioning

The PacketCable MIB modules should provide definitions for attributes that are required in the E-MTA device-provisioning flows. These attributes are documented in the PacketCable MTA device provisioning specification [2] and include parameters such as CMS identifier, E-MTA domain name, E-MTA server addresses, and E-MTA capabilities. These attributes are defined as configuration file attributes and/or MIB objects as needed.

5.3.2 Security

The PacketCable MIB modules provides definitions for attributes that are required for security handshake of the E-MTA and the provisioning server. These attributes include certificates and signatures.

5.3.3 Voice interfaces

PacketCable MIB modules should provide a generic external interface to voice service management attributes. This should be done so as to allow a device to implement proprietary mechanisms for internal control and management of voice interfaces.

5.3.4 PacketCable Voice Call Signaling

The PacketCable MIB modules should provide managed objects for the NCS call signaling protocol. Examples of attributes that have to be supported for packet voice call signaling include:

- Dial timeouts,
- Distinctive ring patterns,
- Codec capabilities,
- Signaling configuration for voice communication end points,
- Call agent identifier.

5.3.5 Media Packet Transport

The PacketCable MIB modules do not provide any managed objects to monitor and manage media packet transport. The RTP and RTCP protocols are used for media transport in PacketCable [32]. The RTP MIB (IETF RFC 2959 [31]) may be used for management of the media transport function of the E-MTA but this is considered out of scope for PacketCable.

5.3.6 Fault Management

The PacketCable MIB modules should provide objects for the management of network faults and failures. Some of these managed objects and management functions are defined in the PacketCable MTA MIB [11], the PacketCable Signaling MIB [12], and Management Event MIB [33] specifications. In addition, these managed objects and functions can also be managed using the IETF MIB modules indicated by [36], [37], and [38], if implemented by the MTA.

5.3.7 Performance Management

The PacketCable MIB modules should provide objects for the management of network performance when used for voice communications. Further definition of performance management is out of scope of PacketCable.

5.3.8 Event Management

The PacketCable Management Event MIB module provides the means to define and distribute events generated by the E-MTA. This provides the ability for vendors to define their own events as well as support of PacketCable defined events. These events should support modifiable attributes such as priority level. The PacketCable MIB should allow the ability to log events by a variety of means like local log, syslog, SNMP Traps and SNMP INFORMs. Refer to [33] and [38] for more details.

6 MIB MODULES AVAILABLE IN A PACKETCABLE NETWORK

In designing the PacketCable MIBs Framework, the managed objects present in the other MIB modules implemented by the E-MTA device were taken into consideration. This section describes the MIB modules that can be present in the E-MTA, and may be used for PacketCable management functions.

The following table lists the MIB modules supported by eMTAs. The eMTA component of the E-MTAs MUST implement MIB modules present in Table 2.

Table 2. MIB modules implemented by the eMTA component of the E-MTA

IF MIB
MIB II
PacketCable MTA Device MIB
PacketCable Signaling MIB
PacketCable Management Event MIB
SNMPv2 MIB group
PacketCable Extension MIBs

As mentioned before, partitioning of voice and data services and support of E-MTA has been part of the requirements for design of the PacketCable MIBs Framework. Figure 3 in the General Requirements section describes possible organizations of the MIB modules in order to meet these requirements.

6.1 DOCSIS MIB Modules

As described in Section 5.2, the PacketCable E-MTA requires support of the DOCSIS MIB. The eCM component of the E-MTA must adhere to the corresponding DOCSIS MIBs requirements. Refer to the following documents for the normative DOCSIS MIB requirements:

- For DOCSIS 1.1, the MIB module requirements are defined in [4].
- For DOCSIS 2.0, the MIB module requirements are defined in [10].
- For DOCSIS 3.0, the MIB module requirements are defined in [35].
- For eDOCSIS, the MIB module requirements are defined in [8].

6.2 IF MIB

The Interfaces Group MIB (IF MIB) is defined in [7]. The IF MIB is required for the definition of multiple interfaces in the E-MTA.

6.3 MIB II

RFC3418 [16], RFC 2011 [6], and RFC 2013 [15] define the second version of the Management Information Base (MIB-II) for use with network management protocols in TCP/IP-based internet. Not all objects in this MIB are deemed necessary for the E-MTA device. The PacketCable MIB module only requires the **system**, **interfaces**, **IP**, and **transmission** objects of MIB II to be present in the E-MTA.

The system object group contact, administrative, location, and service information regarding the managed node.

6.3.1 sysDescr Requirements

The E-MTA's MIB II sysDescr object MUST conform to the format specified in DOCSIS OSSI [4].

6.3.2 sysObjectID Requirements

sysObjectID is defined as follows:

sysObjectID OBJECT-TYPE

SYNTAX OBJECT IDENTIFIER

ACCESS read-only

STATUS mandatory

DESCRIPTION

"The vendor's authoritative identification of the network management subsystem contained in the entity. This value is allocated within the SMI enterprises subtree (1.3.6.1.4.1) and provides an easy and unambiguous means for determining 'what kind of box' is being managed. For example, if vendor 'Flintstones, Inc.' was assigned the subtree 1.3.6.1.4.1.4242, it could assign the identifier 1.3.6.1.4.1.4242.1.1 to its 'Fred Router'."

```
::= { system 2 }
```

By using sysObjectID the manager will be able to determine any enterprise specific MIBs which must be used to manage the E-MTA.

6.3.3 "ifTable" Requirements

PacketCable ifTable MUST contain information about all PacketCable endpoints. IfIndex MUST start with value of 9 for telephony endpoints and MUST be incremented sequentially and match the physical numbering of the telephony endpoints (Indices 2 through 8 are reserved for future use and the usage of index 1 is defined later in this section.) Each instance of the end-point in an E-MTA MUST have a corresponding entry ("conceptual row") in the "ifTable" MIB Table.

For each "conceptual row" in the "ifTable" table that corresponds to a Telephony Endpoint, the following conceptual columns MUST be used:

- "ifIndex"
- "ifDescr"
- "ifType"
- "ifAdminStatus"
- "ifOperStatus"

Each conceptual row in "ifTable" MUST conform to the "IANAifType-MIB" definition for the PacketCable interface type:

- "ifType" - voiceOverCable (198)
- "ifDescr" - "Voice Over Cable Interface"

IfIndex 1 is used to recognize the DOCSIS Cable Modem behind which an MTA is connected and the MIB modules involved are indicated in Tables 3 and 4. In the case of an E-MTA the tables 3 and 4 MUST be adhered to.

E-MTAs MUST implement [4], [5], and [6]. A PacketCable MTA implementation MUST conform to the ifTable and ipNetToMediaTable defined in Table 3 and Table 4, respectively. If an E-MTA is embedded with an eCM that supports IPv6, it MUST also support the ipNetToPhysicalTable as specified in Table 5.

Table 3. RFC 2863 ifTable, MIB-Object Details for E-MTA Device Interfaces

RFC-2863 MIB-Object Details for E-MTA Device Interface	MTA Device
IfIndex	1
ifDescr: MUST match the text provided in the next column.	"DOCSIS Embedded Interface "
IfType	other(1)
IfMtu	0
IfSpeed	0
ifPhysAddress	eMTA MAC address
IfAdminStatus : Only up control is required for this interface, down(2) and testing(3) is out of the scope of this specification.	up(1)
ifOperStatus: only up report is required for this object, other options are out of the scope of this specification.	up(1)
IfLastChange	per RFC 2863
ifInOctets: This object is optional, if not implemented, it MUST return 0	(n), 0
IfInNUCastPkts	Deprecated
IfInDiscards	0
IfInErrors	0
IfUnknownProtos	0
ifOutOctets: This object is optional, if not implement MUST return 0	(n), 0
ifOutUCastPkts: This object is optional, if not implemented, it MUST return 0	(n), 0
IfOutNUCastPkts	Deprecated
IfOutDiscards	0
IfOutErrors	0
IfOutQlen	Deprecated
IfSpecific	Deprecated
ifXTable: entries in ifXtable for this type of interface are not required	NA

Table 4. RFC 2011 ipNetToMedia MIB-Object Details for E-MTA Device Interfaces

RFC-2011 MIB-Object details for E-MTA Devices Interfaces	CM device
IpNetToMediaIfIndex	1
IpNetToMediaPhysAddress	CM MAC Address
IpNetToMediaNetAddress	Acquired CM IP address or a value of '0.0.0.0' if the eCM address cannot be represented (e.g., IPv6 eCM)
IpNetToMediaType	Static(4) or invalid(2) if ipNetToMediaNetAddress is set to a value of '0.0.0.0'
IfIndex	1

Table 5. ipNetToPhysicalTable MIB Object Details

MIB Object Name	CM device
ipNetToPhysicalIfIndex	1
ipNetToPhysicalPhysAddress	eCM MAC Address
ipNetToPhysicalNetAddressType	ipv4(1) or ipv6(2)
ipNetToPhysicalNetAddress	eCM IP Address
ipNetToPhysicalLastUpdated	<refer to [35]>
ipNetToPhysicalType	static(4)
ipNetToPhysicalState	<refer to [35]>
ipNetToPhysicalRowStatus	'active'

6.4 PacketCable SIGNALING MIB

The PacketCable Signaling MIB module is defined in [12]. It describes Call Signaling information for the E-MTA device provisioning and configuration. The PacketCable Signaling MIB module is registered under the CableLabs private enterprise MIB under the PacketCable Project branch (`clabProjPacketCable`).

The PacketCable Signaling MIB module contains general configuration information that applies to the Network Call Signaling (NCS) protocol [19] on a per MTA device basis. This data only provides the means to provision call signaling parameters on a device basis.

The PacketCable Signaling MIB module also defines managed objects applicable on a per endpoint basis. The NCS endpoint table (`pkcSigEndPntConfigTable`) contains specific NCS endpoint configuration information. This data only provides the means to provision network call signaling per endpoint.

6.4.1 MTA SIGNALING MIB general configuration information

The MTA SIGNALING MIB contains general configuration information that applies to network call signaling on a device basis.

This data only provides the means to provision call signaling on a device basis.

6.4.2 MTA NCS MIB per endpoint data

The MTA NCS MIB contains a per endpoint table. This table contains general configuration information that applies to network call signaling on a per endpoint basis. This information is also found in the configuration file defined in the PacketCable NCS specification [19]. This data only provides the means to provision network call signaling per endpoint.

6.5 PacketCable MTA MIB module

The PacketCable MTA MIB module is defined in [11]. It describes data for provisioning the MTA device. The PacketCable MTA MIB module is registered under the CableLabs private enterprise MIB under the PacketCable Project branch (`clabProjPacketCable`).

The PacketCable MTA MIB module contains general configuration information to provision the MTA device. These objects describe the provisioning data for the required servers, the MTA security information.

6.6 Event Management MIB

The PacketCable Management Event MIB module is defined in [33]. It provides a common data and format definition for events (informative, alarm, etc). It also specifies by what means events are transmitted. Use

of a common event mechanism facilitates management of the E-MTA in a multi-vendor environment and provides a standard means to implement PacketCable specified events.

6.7 SNMP MIB

The SNMPv2 MIB module defines the functionality to configure the endpoint in SNMPv2 mode and helps in managing all the MIB objects using SNMPv2 functionality.

6.8 PacketCable Extension MIB

The PacketCable Extension MIB is defined in [9]. These MIBs are extending the existing PacketCable1.0 MIB functionality. The extensions are in the areas of MTA MIB and Signaling MIB.

6.8.1 MTA MIB Extension:

The PacketCable MTA MIB Extension is defined in [13]. This provides the additional functionality for controlling new functionality like Multiple Grants Per Interval (MGPPi) on the endpoint

6.8.2 Signaling MIB Extension

The PacketCable Signaling MIB Extension is defined in [14]. This provides additional control and reporting functionality for endpoints in the areas of DTMF relay, Quarantine handling, Hookstate etc.

6.9 eDOCSIS eSAFE MIB

The eDOCSIS eSAFE MIB is defined in [8]. It describes the various management objects necessary to configure functionality of eSAFE components of a device implementing an eDOCSIS compliant cable modem and one or more eSAFE elements. This MIB **MUST** be accessible via the eCM interface.

6.10 Battery Backup UPS MIB

The Battery Backup UPS MIB is defined in [17]. It **MUST** be implemented by the E-MTAs which support Battery Backup functionality. Battery Backup UPS MIB describes the various management objects necessary to control the Battery Backup UPS functionality implemented by the E-MTA. The MIB **MUST** be accessible via the eCM interface.

7 PACKETCABLE MIB MODULE IMPLEMENTATION

This section describes a reference implementation of the MIB modules in a PacketCable device. Only E-MTA is considered in this section.

7.1 MTA components

Figure 4 below shows the components of a typical E-MTA.

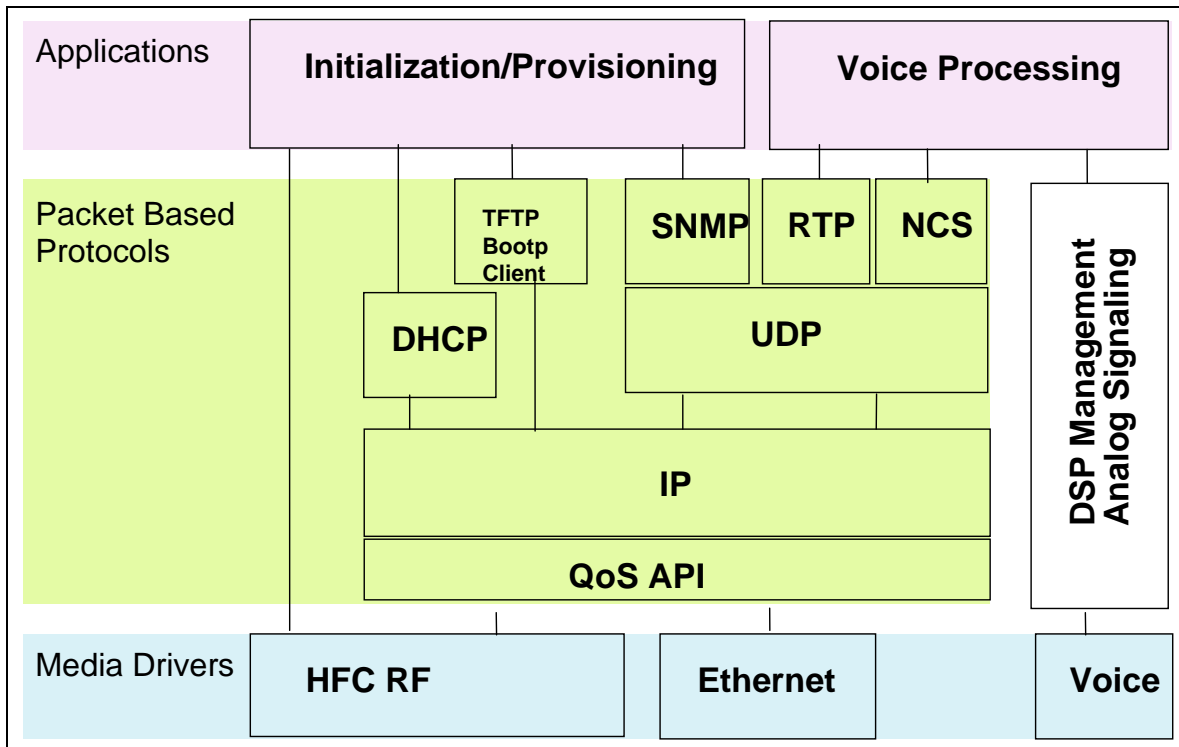


Figure 4. E-MTA Components

As shown here the E-MTA components can be organized into separate areas, i.e., packet based protocols, which run on top of IP and the voice subsystem, which consists of DSP engines and their associated software. MIB modules that are implemented in the MTA have to be organized so as to facilitate this separation. PacketCable MIB modules specifies functions for the packet based protocol section of the E-MTA. As of this writing there are no analog voice MIB modules specified for the E-MTA.

Note: Please refer to the PacketCable Security Specification [20] for the security protocols.

7.2 MIB Layering

Figure 5 below describes the MIB layering model. The two stacks represent the packet network and analog voice sections of the MTA. On the packet network side MIB layering follows the same layering model as the protocol stacks.

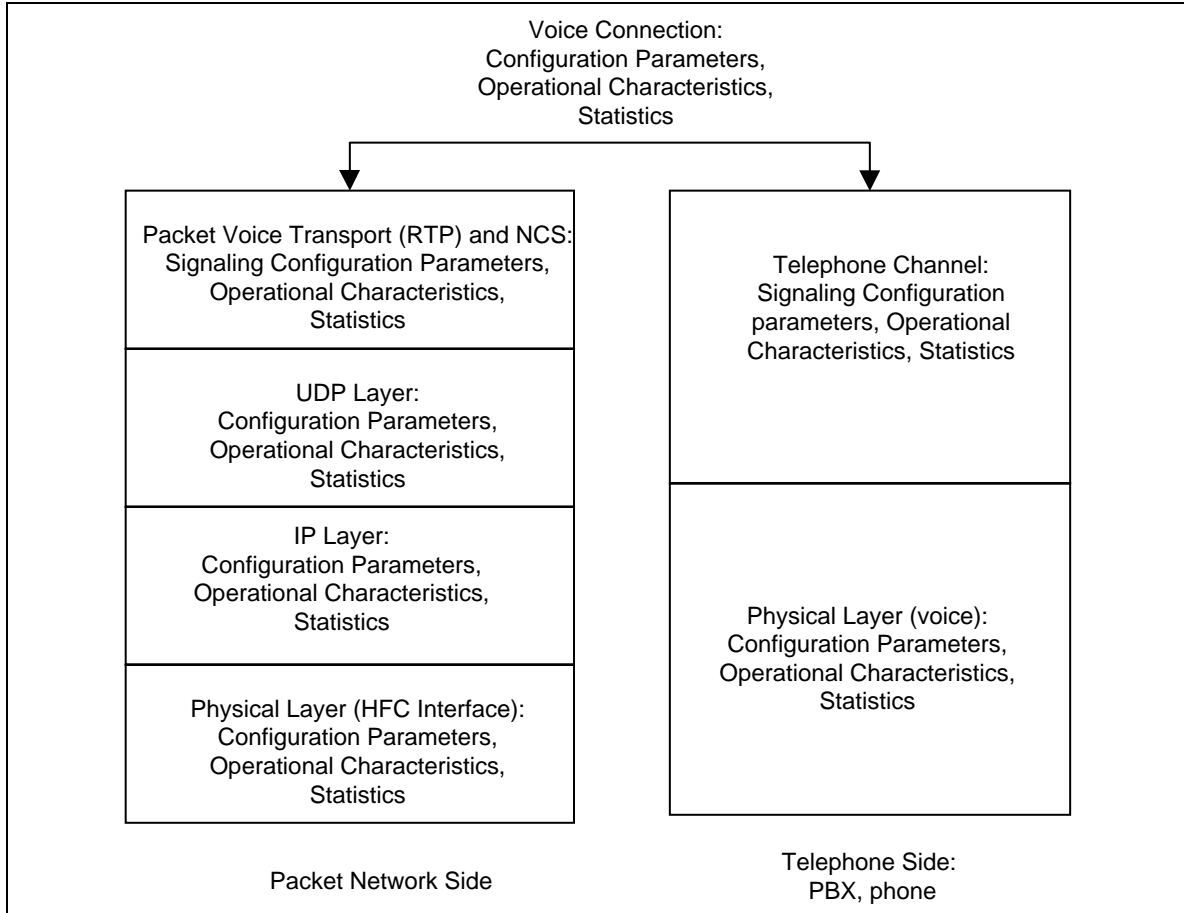


Figure 5. MIB Layering Model

In the context of voice communications, MIB modules can be layered into the physical layer attributes, which deal with the voice interface, and the telephone channel attributes which deal with voice signaling.

Appendix A. Acknowledgements

The PacketCable project would like to acknowledge the members of the PacketCable OSS focus group whose efforts have been invaluable for creation of this document. In particular we wish to recognize and thank the following for their contribution to this document:

Angela Lyda (Arris Interactive)

Rick Morris (Arris Interactive)

Jean-Francois Mule and Sumanth Channabasappa (CableLabs, Inc.)

Klaus Hermanns (Cisco Systems, Inc.)

Eugene Nechamkin (Broadcom Corp.)

Rick Vetter (Motorola, Inc.)

Roy Spitzer (Telogy/TI)

Satish Kumar (Texas Instruments)

Eduardo Cardona (CableLabs)

Appendix B. Revision History

The following ECNs were incorporated in PKT-SP-MIBS1.5-I02-070412.

ECN	ECN Date	Summary
MIBS1.5-N-07.0411-4	3/12/2007	Adding optional support for the IETF MIBs by MTAs
MIBS1.5-N-07.0397-6	3/19/2007	Incorporation of DOCSIS 3.0 eCMs
MIBS1.5-N-06.0309-2	3/13/2006	Clarification of eDOCSIS requirements on the eCM

The following ECNs were incorporated in PKT-SP-MIBS1.5-I03-090624.

ECN	ECN Date	Summary
MIBS1.5-N-08.0517-1	5/27/2008	Replacing draft-ietf-ipcdn-pktdc-signaling with RFC5098 in MIBS1.5.
MIBS1.5-N-09.0570-3	6/15/2009	New RFCs references to replace Internet Drafts, cleanup of E-MTA requirements
